REV.	DESCRIPTION	DRAWN	CHECKED	APPROVED
A	NEW RELEASE	LJH 09/27/05'		
B	增加螺丝类型 D	L L 06/06/06'		

[FEMALE]

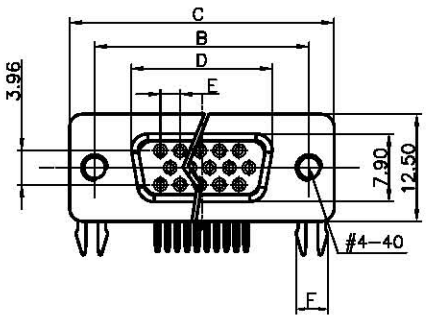

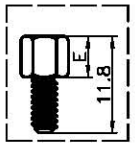

SCREWS

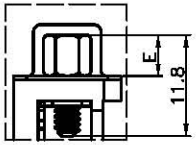

WITH SCREW TYPE

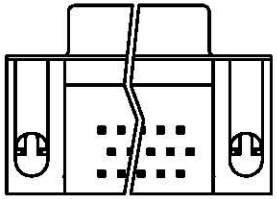

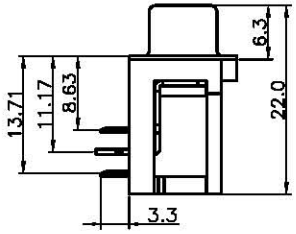

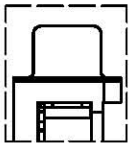

WITH RIVET TYPE

[MALE]

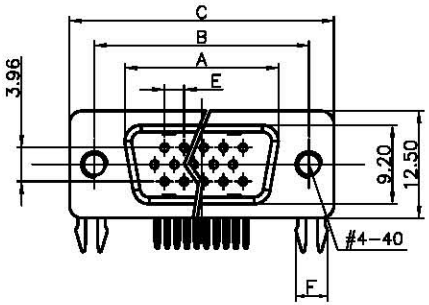

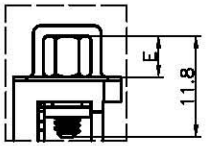

RIVET TYPE WITH FIXED SCREWS

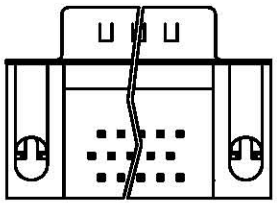

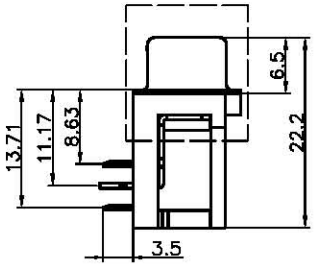

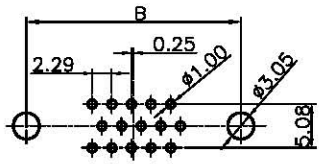

RECOMMEND PCB LAYOUT(TOLERANCE ±0.05)
(VIEW FROM TOP SIDE)

NOTES:

1. PRODUCTS PERFORMANCE:
   - 1.0 VOLTAGE RATING: 250V AC.
   - 1.1 CONTACT CURRENT RATING: 1.5A MAX. PER PIN.
   - 1.2 CONTACT RESISTANCE: 20mΩ MAX.
   - 1.3 DIELECTRIC WITHSTANDING VOLTAGE: 500V AC(rms) FOR 1 MINUTE.
   - 1.4 INSULATION RESISTANCE: 1000MΩ MIN.
   - 1.5 TEMPERATURE RANGE: −45°C~+105°C.
2. PRODUCT NUMBER CODE:

DS1038 − X X X X X X X

- SCREW DIM. E
  - 4: 4.80mm
  - 5: 5.80mm
- BOARD LOCK DIM. F
  - 4: 4.00mm
  - 7: 3.70mm
- SCREW TYPE
  - A:WITH SCREW TYPE
  - B:WITH RIVET TYPE
  - C:RIVET TYPE WITH FIXED SCREWS
  - D:RIVET TYPE WITH SCREWS IN BULK PACKAGE
- CONTACT PLATING
  - Si: SELECTIVE GOLD FLASH
  - 8: FULL GOLD FLASH
  - 6: FULL TIN
- SHELL PLATING
  - N: Nickel
  - T: Tin
- COLOR OF HOUSING
  - Y: Yellow
  - B: BLACK
  - U: BLUE
  - C: BLUE(PC99)
- CONNECTOR TYPE
  - M: MALE
  - F: FEMALE
- No. OF CONTACTS
  - 15: 15pos.
  - 44: 44pos.
  - 26: 26pos.
  - 62: 62pos.

Dimension

Position	A±0.2	B±0.2	C±0.3	D	E
15	17.90	24.99	30.84	16.33	2.29
26	26.50	33.32	39.14	24.66	2.29
44	40.00	47.04	53.04	38.38	2.29
62	56.50	63.50	69.32	54.84	2.41

GENERAL TOLERANCE		ANGLE TOLERANCE	
X.	±0.60	X.	±5°
.X	±0.38	.X	±3°
.XX	±0.25	.XX	±2°

DRAWING TYPE	CUSTOMER		
SCALE	1:1	SHEET	1 OF 1
DRAWING NO.	C−DS1038−XXXXXXXX		

PROJECTION		TITLE	D−SUB H.D RIGHT ANGLE TYPE
UNITS	mm		
SHEET SIZE	A4	SERIES	DS1038 SERIES

广东中南电子电器有限公司
www.zn-cn.com