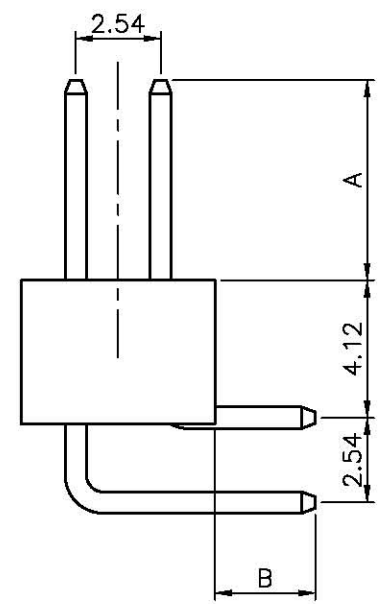
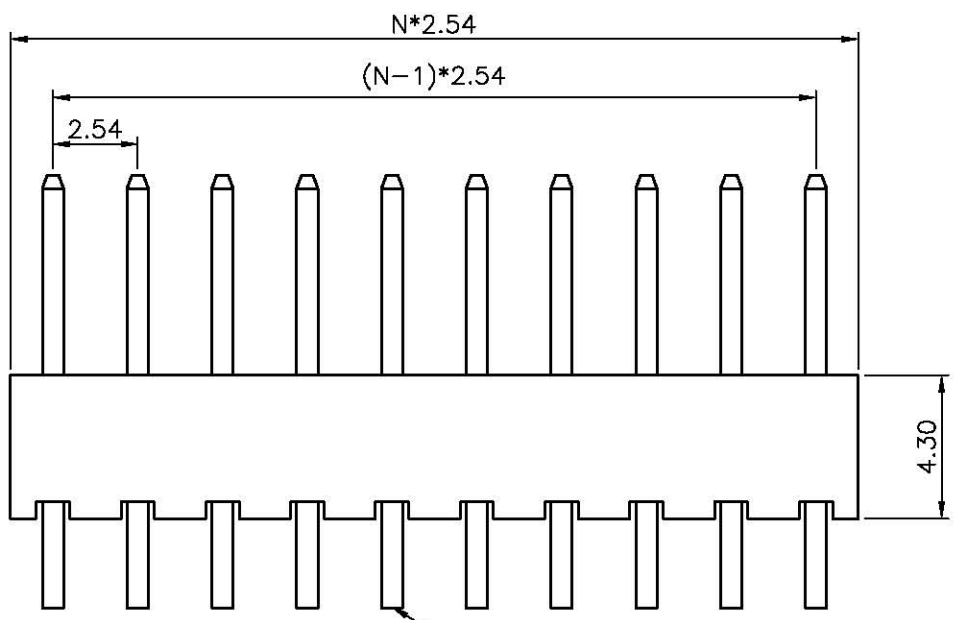


| REV. | DESCRIPTION | DRAWN         | CHECKED | APPROVED |
|------|-------------|---------------|---------|----------|
| A    | NEW RELEASE | YCH 12/10/07' | ~       |          |
|      |             |               |         |          |
|      |             |               |         |          |



- NOTES:
- MATERIAL
    - INSULATOR:THERMOPLASTIC(UL 94V-0).
    - CONTACT MATERIAL: COPPER ALLOY.
  - SPECIFICATION
    - CURRENT RATING:1.5 A.
    - INSULATION RESISTANCE:1000MΩ Min.
    - DIELECTRIC WITHSTANDING:600VAC.
    - CONTACT RESISTANCE:20mΩ Max.
    - OPERATING TEMPERATURE:-45°C TO +110°C.
  - PRODUCT NUMBER CODE:  
DS1022-03 - X X X X
    - Dim. A B type
    - 1: Type 1
    - CONTACT PLATING
    - 8: Full gold flash
    - 6: Full tin
    - MOUNTING TYPE
    - R: R/A TYPE
    - No.OF CONTACTS
    - 2\*2-2\*40

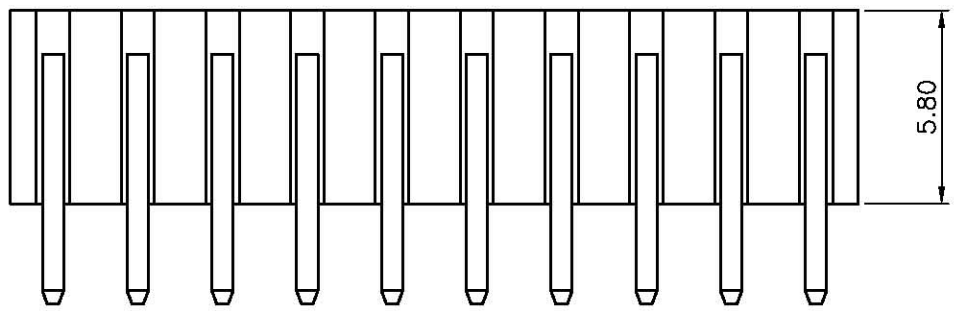
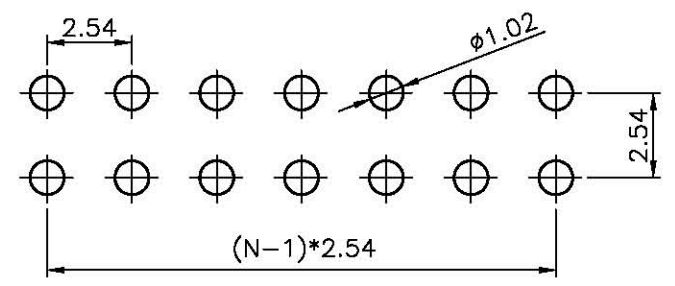


TABLE A:

| TYPE | Dimension |      | Pin Length (mm) |
|------|-----------|------|-----------------|
|      | A         | B    |                 |
| 1    | 6.00      | 3.00 | 14.25           |
|      |           |      | 19.30           |
| 2    |           |      |                 |
| 3    |           |      |                 |
| 4    |           |      |                 |
| 5    |           |      |                 |
| 6    |           |      |                 |
| 7    |           |      |                 |

| TYPE | Dimension |   | Pin Length (mm) |
|------|-----------|---|-----------------|
|      | A         | B |                 |
| 8    |           |   |                 |
| 9    |           |   |                 |
| 10   |           |   |                 |
| 11   |           |   |                 |
| 12   |           |   |                 |
| 13   |           |   |                 |
| 14   |           |   |                 |



RECOMMEND PCB LAYOUT  
(TOLERANCE=±0.05)

|                   |                    |            |        |        |                         |
|-------------------|--------------------|------------|--------|--------|-------------------------|
| GENERAL TOLERANCE | ANGLE TOLERANCE    | PROJECTION |        | TITLE  | PIN HEADER PITCH 2.54mm |
| X. ±0.60          | X. ±5'             | UNITS      | mm     |        | R/A TYPE H=4.3mm        |
| .X ±0.38          | .X ±3'             | SHEET SIZE | A4     | SERIES | DS1022-03 SERIES        |
| .XX ±0.25         | .XX ±2'            |            |        |        |                         |
| DRAWING TYPE      | CUSTOMER           |            |        |        |                         |
| SCALE             | 1:1                | SHEET      | 1 OF 1 |        |                         |
| DRAWING NO.       | C-DS1022-03-XPXXXX |            |        |        |                         |