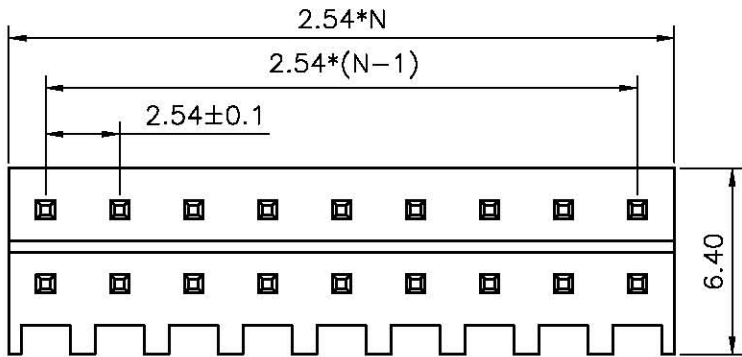


| REV. | DESCRIPTION | DRAWN | CHECKED | APPROVED |
|------|-------------|---------------|---------|----------|
| A | NEW RELEASE | YCH 03/15/08' | ~ | |
| | | | | |
| | | | | |
| | | | | |



NOTES:

- MATERIAL
 - INSULATOR:
 - DIP TYPE:PBT G.F30% UL 94-V0
 - SMT TYPE:PA-46 G.F30% UL 94-V0
 - CONTACT: COPPER ALLOY.
- SPECIFICATION
 - TEMPERATURE RANGE: -45 TO 110°C.
 - INSULATION RESISTANCE:1000MΩ min.
 - DIELECTRIC WITHSTANDING VOLTAGE: AC 500V PER MINUTE.

3. PRODUCT NUMBER CODE:

DS1022-08-X X X X

Dim. A B type
1: Type 1

CONTACT PLATING
8: FULL GOLD FLASH
6: FULL TIN

MOUNTING TYPE
V: V/T Type

No. OF CONTACTS
2*2 - 2*40
1*1 - 1*40

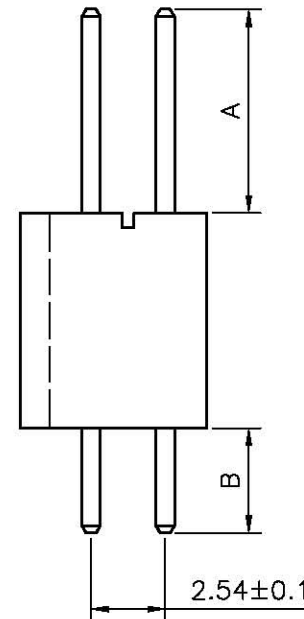
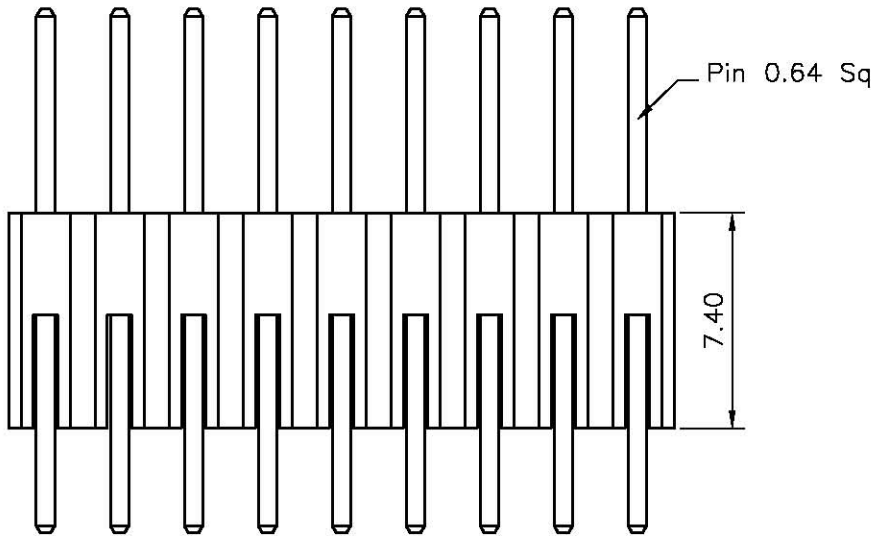
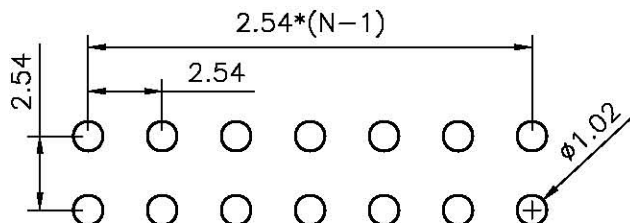


TABLE A:

| TYPE | Dimension | |
|------|-----------|------|
| | A | B |
| 1 | 7.00 | 3.60 |
| 2 | | |
| 3 | | |
| 4 | | |
| 5 | | |
| 6 | | |
| 7 | | |
| 8 | | |
| 9 | | |



RECOMMEND PCB LAYOUT
(TOLERANCE=±0.05)

| | | | | | |
|-------------------|------------------|------------|--------|--------|-------------------------|
| GENERAL TOLERANCE | ANGLE TOLERANCE | PROJECTION | | TITLE | PIN HEADER PITCH 2.54mm |
| X. ±0.60 | X. ±5° | UNITS | mm | | STRAIGHT TYPE H=7.4mm |
| .X ±0.38 | .X ±3° | SHEET SIZE | A4 | SERIES | DS1022-08 SERIES |
| .XX ±0.25 | .XX ±2° | | | | |
| DRAWING TYPE | CUSTOMER | | | | |
| SCALE | 1:1 | SHEET | 1 OF 1 | | |
| DRAWING NO. | C-DS1022-08-XXXX | | | | |